



CREATE YOUR ADVENTURE

At Aquaglide, our passion for water sports has yielded world class inflatable kayaks, aqua parks and stand up paddle boards.

Designed by devout adventurers in Bend, Oregon, our suite of products are crafted to suit all your watersport needs with availability in over 70 countries.









KAYAK

Kayaks designed and developed to enhance your next adventure.

CHELAN SERIES



Regardless of skill level, the Chelan series is ready for all types of water.

Our full featured flagship boat is designed for hull speed and tracking efficiency. The Chelan is the premium choice for all types of paddling. Featuring rugged Duratex tube construction, the Chelan is designed for years of worry-free paddling. With our rigid HardBottom drop stitch floor, this boat is stiff enough for any expedition.

The unique combination of our drop stitch floor and Duratex tube construction creates a rigid and responsive inflatable capable of traditional hard-shell kayak performance at a fraction of the weight.

KEY TECHNICAL FEATURES



HardBottom



Splash Guard



Duratex



Foot Rest



Back Strap

KEY USER FEATURES

- Posi-track fin
- Drain plugs
- Velcro seat and footrest adjustment system
- Saddle seat
- Halkey-Roberts type valve
- Molded handles
- Seat riser (Chelan 155 only)
- Accessory straps

CHELAN 120 HB



SPECS

- L 12' x W 36" | L 366 cm x W 91 cm
- 22 lbs | 13,2 kg
- 1 Person
- Max Weight: 300 lbs | 136 kg
- Box Dims:
 - L 30" x W 22.05" x H 13", 43 lbs.
 - L 76 cm x W 56 cm x H 33 cm, 19,5 kg

CHELAN 140 HB



SPECS

- L 14' x W 36" | L 427 cm x W 91 cm
- 29 lbs | 13,2 kg
- 1 - 2 People
- Max Weight: 400 lbs | 181 kg
- Box Dims:
 - L 30" x W 22.05" x H 14.7", 54 lbs.
 - L 76 cm x W 56 cm x H 36 cm, 24,5 kg

CHELAN 155 HB TANDEM



SPECS

- L 15'5" x W 36" | L 470 cm x W 91 cm
- 35 lbs | 15,2 kg
- 1 - 3 People
- Max Weight: 600 lbs | 272 kg
- Box Dims:
 - L 30" x W 22.05" x H 14.17", 60 lbs.
 - L 76 cm x W 56 cm x H 33 cm, 27 kg

BLACKFOOT ANGLER



The Blackfoot provides angling enthusiasts an inflatable kayak strong enough to stand and cast in.

Named after the legendary Blackfoot River in Montana, the Blackfoot Series is designed with the true technical angler in mind.

With a drop stitch HardBottom floor and durable Duratex body, the Blackfoot series includes technical features that enhance your on-water experience. Scotty mounts offer places to stow rods or oar locks, while D-rings provide additional spots for tying down gear.

KEY TECHNICAL FEATURES



HardBottom



Splash Guard



Duratex



Foot Rest



Back Strap

KEY USER FEATURES

- Posi-track fin
- Drain plugs
- Velcro seat and footrest adjustment system
- Seat riser
- Aquaglide Cooler with 4 rod holders
- Scotty Mounts
- Halkey-Roberts type valve
- Accessory strap

BLACKFOOT ANGLER 125 HB



SPECS

- L 12'5" x W 39" | L 378 cm x W 99 cm
- 37 lbs | 17 kg
- 1 - 3 People
- Max Weight: 600 lbs | 272 kg
- Box Dims:
 - L 29.9" x W 22.05" x H 14.17", 55 lbs.
 - L 76 cm x W 56 cm x H 36 cm, 25 kg

MCKENZIE SERIES



A cross-over kayak designed for running rapids, or finding perfect swell.

Known for challenging whitewater, the McKenzie River is rugged and unforgiving.

Named after the difficult-to-tame river, the McKenzie Series is designed as a whitewater recreational hybrid with versatile technical features.

Filled with innovations from Duratex construction, EvoBeam technology, and (4) mesh drains for rapid water evacuation. The McKenzie series are designed with the adventurous in mind.

KEY TECHNICAL FEATURES



EvoBeam



Duratex



Back Strap

KEY USER FEATURES

- Posi-track fin
- Mesh drains
- Velcro seat
- Halkey-Roberts type valve

MCKENZIE 105



SPECS

- L 10'2" x W 33.5" | L 310 cm x W 85 cm
- 24 lbs | 10,9 kg
- 1 Person
- 300 lbs. (136 kg)
- 3 - Tubes [1] 3.0psi (0,21bar), Floor [2] 2.0psi (0,14bar)
- Box Dims:
L 30" x W 22.05" x H 13", 35lbs.
L 76cm x W 56cm x H 33cm, 15,9kg

MCKENZIE 125



SPECS

- L 12'2" x W 34.5" | L 378cm x W 97cm
- 30 lbs. | 13,6 kg
- 1-2 People
- 600 lbs. | 272 kg
- 3 - Tubes [1] 3.0psi (0,21bar), Floor [2] 2.0psi (0,14bar)
- Box Dims:
L 30" x W 22" x H 16", 46 lbs.
L 76 x W 56 x H 40 cm, 20,7 kg

DESCHUTES SERIES



A kayak for experienced paddlers, the Deschutes offers everything you need to tour for a day or a week.

Named after the famous Deschutes river in Bend, Oregon, the Deschutes Series of kayaks fly through flat water with a straight rocker and are as rugged and diverse as the river it's named after.

Built with cutting edge technology and EVA floor, the lightweight Deschutes allows for more compact packing. Duratex construction, paired with inflatable thwart and EVA floor creates rigidity and lightweight efficient performance.

KEY TECHNICAL FEATURES



Feather Frame



Duratex



Splash Guard

KEY USER FEATURES

- Quick release fin
- Drain plugs
- Molded handles
- Halkey-Roberts type valve
- D-rings

DESCHUTES 110



SPECS

- L 11' x W 34" | L 335cm x W 86cm
- 19 lbs. (8,6 kg)
- 1 Person
- 300 lbs. | 136 kg
- 3 - Tubes [1] 3.0psi (0,21bar), Thwart [2] 2.5psi (0,17bar)
- Box Dims:
L 30" x W 18" x H 15", 31 lbs.
L 76cm x W 45cm x H 36cm, 13,8 kg

DESCHUTES 130



SPECS

- L 13' x W 39" | L 396cm x W 99cm
- 21 lbs. | 9,5 kg
- 1 Person
- 400 lbs. | 181 kg
- 3 - Tubes [1] 3.0psi (0,21bar), Thwart [2] 2.5psi (0,17bar)
- Box Dims:
L 29.8" x W 18" x H 16", 35 lbs.
L 70cm x W 45cm x H 40cm, 15,5 kg

DESCHUTES 145



SPECS

- L 14'6" x W 40" | L 442cm x W 102cm
- 27 lbs. | 12,2 kg
- 2 People
- 600 lbs. | 272 kg
- 3 - Tubes [1] 3.0psi (0,21bar), Thwart [2] 2.5psi (0,17bar)
- Box Dims:
L 30" x W 28" x H 16", 43 lbs.
L 76 cm x W 70cm x H 40cm, 19,5 kg

NAVARRO SERIES



An intermediate cross-over touring boat, the Navarro gets you out and paddling in all weather.

Just as the name denotes, the Navarro line of kayaks is filled with history.

Named after the Navarro River, our line of versatile kayaks incorporates features to handle the unknown. With industry leading drop stitched floors, HexShell covered pontoons and remove-able zip on decks, this line offers a vessel that takes to the water rain or shine as a value line of boats.

KEY TECHNICAL FEATURES



HardBottom



HexShell



Foot Rest



Convertible

KEY USER FEATURES

- Quick release fin
- Drain plugs
- Velcro seat and footrest adjustment system
- Boston valve for tubes, Halkey-Roberts for floor
- Zip open dry compartments for storage
- Accessory strap
- Paddle keeper
- Molded handle
- D-rings

NAVARRO 110



SPECS

- L 11'4" x W 34" | L 345cm x W 86cm
- 28 lbs. | 12,7 kg
- 1 Person
- 250 lbs. | 113 kg
- 3 - Tubes [1] 2.0psi (0,14bar), Floor [2] 6.0psi (0,41bar)
- Box Dims:
L 24.5" x W 22.5" x H 11", 40 lbs.
L 63 x W 58 x H 28 cm, 17,82 kg

NAVARRO 130 CONVERTIBLE



SPECS

- L 13'3" x W 37" | L 404cm x W 94cm
- 35 lbs. | 15,9 kg
- 1 Person
- 300 lbs. | 136 kg
- 3 - Tubes [1] 2.0psi (0,14bar), Floor [2] 6.0psi (0,41bar), Cockpit [3] 1.0psi (0,07bar)
- Box Dims:
L 26.5" x W 24.5" x H 11.5", 46 lbs.
L 68 x W 63 x H 30 cm, 20,58 kg

NAVARRO 145 CONVERTIBLE



SPECS

- L 14'6" x W 37" | L 442cm x W 94cm
- 40 lbs | 18,1 kg
- 1-3 People
- 500 lbs. | 227 kg
- 3 - Tubes [1] 2.0psi (0,14bar), Floor [2] 6.0psi (0,41bar), Cockpit [3] 1.0psi (0,07bar)
- Box Dims:
L 26.5" x W 24.5" x H 14", 54 lbs.
L 68 x W 63 x H 36 cm, 24,42 kg

CHINOOK SERIES



Constructed for beginner flat water paddlers and those looking to cast a fly or two.

The Chinook River in southwest Washington is known as a mellow ending in Baker Bay.

Designed for rivers and lakes just like the Chinook River, this line of kayaks is filled with features catered to new paddlers and anglers. With features like our durable HexShell fabric and open cockpits for easy entry and exit, Chinook kayaks ensure new paddlers feel comfortable and confident when hitting the water.

KEY TECHNICAL FEATURES



EvoBeam



HexShell



Foot Rest

KEY USER FEATURES

- Quick release fin
- Drain plugs
- Velcro seat and footrest adjustment system
- Seat riser (Chinook 120 only)
- Boston valve

CHINOOK 90



SPECS

- L 9' x W 35" | L 274cm x W 89cm
- 19 lbs. | 8,7 kg
- 1 Person
- 250 lbs. | 113 kg
- 3 - Tubes [1] 2.0psi (0,14bar), Floor [2] 1.0psi (0,07bar)
- Box Dims:
L 23.75" X W 20.25" x H 10.5", 30 lbs.
L 61 x W 52 x H 27 cm, 13,55 kg

CHINOOK 100



SPECS

- L 10' x W 37" | L 305cm x W 94cm
- 23 lbs. | 10,4 kg
- 1-2 People
- 400 lbs. | 181 kg
- 3 - Tubes [1] 2.0psi (0,14bar), Floor [2] 1.0psi (0,07bar)
- Box Dims:
L 24.5" x W 22.5" x H 13.5", 41 lbs.
L 63 x W 58 x H 35 cm, 18,62 kg

CHINOOK 120



SPECS

- L 12' x W 41" | L 366cm x W 104cm
- 29 lbs. | 13 kg
- 1-3 People
- 500 lbs. | 227 kg
- 3 - Tubes [1] 2.0psi (0,14bar), Floor [2] 1.0psi (0,07bar)
- Box Dims:
L 26.5" x W 22.5" x H 13.5", 52 lbs.
L 68 x W 57 x H 35 cm, 23,62 kg

NOYO 90



A solo covered kayak perfect for quick day trips or longer excursions.

Built for waterways like the meandering Noyo River of Northern California, the Noyo kayak is designed for those looking to take to the water and stay dry.

With an enclosed cockpit, the Noyo offers dryness and a secure paddle for a beginner looking to feel comfortable.

KEY TECHNICAL FEATURES



EvoBeam



HexShell

KEY USER FEATURES

- Quick release fin
- Cockpit drain
- Boston valve
- Molded handles
- Accessory strap
- Zip open dry compartments for storage
- D-rings

NOYO 90



SPECS

- L 9' x W 36" | L 274cm x W 91,5cm
- 21 lbs. | 9,5 kg
- 1 Person
- 250 lbs. | 113 kg
- Tubes [1] 2.0psi (0,14bar)
- Box Dims:
L 23.75" x W 20.25" x H 10.5", 31 lbs.
L 61 x W 52 x H 27 cm 13,91 kg





KAYAK ACCESSORIES

Kayak pumps, paddles and bags to ensure a successful excursion.

KAYAK PADDLES



VARIO SERIES

The design of the VARIO series allow these lightweight, all-purpose paddles to easily adjust between 220 cm and 250 cm lengths to meet the needs of various conditions or of different paddlers.

VARIO PADDLE SERIES

2pc | 4pc Adjustable 220 cm - 250 cm

L 83" - 94.5" x W 6.75"

2 lbs. 3.5 oz. (1,10 kg) - 3 lbs. (1,36 kg)



CRUISE Series

Aquaglide CRUISE Series offers an efficient, all-purpose recreational paddle designed for value and performance. Powder-coated aluminum shaft and durable injection-molded blades deliver the power you need at a price you'll love.

CRUISE PADDLE SERIES

230 cm - 240 cm

L 90.5" - 94.5" x W 6.75"

2 lbs. (0,90 kg) - 3 lbs. (1,36 kg)

PUMPS



12 V TURBO HIGH PRESSURE PUMP

Extremely powerful 12v electric pump designed for quick inflation of watersports inflatables where no wall outlet is available. Uses heavy duty cable and alligator clips to connect to a boat or car battery. Includes deflate option, and kink-proof hose with attached fittings for Stern, Boston, and Halkey-Roberts type fittings. Makes quick work of inflating Aquaglide kayaks.

Specifications:

12 V TURBO HP PUMP 20
12 V DC | 12A | 168 W | 20.0 psi (1,4 bar)



12 V TURBO PUMP

The powerful 12v Turbo HP Pump has quickly become the go-to for inflatable SUP or HB kayaks. A powerful two-stage motor provides both quick inflation and high-pressure capability up to 20psi (1,4 bar). Connects to battery with heavy duty cable alligator clips and also includes an optional cigarette lighter fitting. Inflate and deflate using a kink-proof hose and attached fittings for Boston, and Halkey-Roberts type valves.

Specifications:

12 V TURBO 2.3 PUMP
12 V DC | 20A | 2.3 psi (0,16 bar)



TORNADO PUMP SERIES

Specifications:

110 V 2.5 PUMP 110 V AC
600 W | 2.5 psi (0,18 bar)

230 V 2.5 PUMP 110 V AC
600 W | 2.5 psi (0,18 bar)



BELLOWS PUMP

Well-suited to the needs of watersports enthusiasts, this durable, bellows-style foot pump makes quick work of pumping small and medium-sized inflatables to moderate pressure (2.6 psi max). Includes attached fittings for Stern, Boston, and Halkey-Roberts type fittings. NOTE: A good option for boats with XP floor or other low-pressure watersports equipment.

Specifications:

2.6 psi (0,18 bar)
L 11" x W 14" x H 3.5"
(L 28 cm x W 36 cm x H 9 cm)



DUAL ACTION HP HAND PUMP 25

Our Double Action HP Hand Pump is an extremely high-pressure push pump with a high-pressure gauge and an assortment of fittings. The stiff, durable metal shaft and comfortable T-handle makes quick work of inflating your iSUP via the heavy duty hose that comes with the pump. This pump is best for inflating inflatable SUP's.

Specifications:

25 psi (1,72 bar)
L 10" x W 5" x H 21"
(L 25 cm x W 13 cm x H 53 cm)



Y HOSE ADAPTOR

Our Y-Hose system is the ultimate solution to cutting down on set up time so that you can spend more time out on the water. The dual hose configuration allows you to inflate both bladders of your inflatable kayak at the same time. A must-have for anyone looking to maximize their time in the water. Designed for the Dual Action HP Hand Pump 25.

KAYAK SEATS AND ACCESSORIES

CORE SEAT FEATURES

1. **Foam Cushion** - Durable seat cushion for comfort and support.
2. **High Backrest** - Supportive foam for comfort and performance.
3. **Mesh Storage** - Large mesh pocket for convenient storage.
4. **Rod Holder** - Integrated rod-holders so each boat is fishing capable!
5. **Support Straps** - Adjustable, quick connect straps provide solid seat support for maximum performance and minimum hassle.

*Included with Blackfoot, Klickitat, Columbia and Chinook Series.



PRO-FORMANCE SEAT

1. **Air Cushion** - Easily adjustable cushion allows each user to customize the seat to their preference.
2. **High Backrest** - Dual-density foam for unsurpassed support and comfort.
3. **Mesh Storage** - Numerous mesh pockets, both large and small, for convenient storage at your fingertips.
4. **Rod Holder** - Integrated rod-holders makes every boat fishing capable.
5. **Support Straps** - Adjustable, quick connect straps provide solid seat support for maximum performance with minimum hassle.
6. **Infinite Adjustment** - Heavy-duty Velcro® adjustment system means seat positions can be easily refined.

*Included with Chelan Series.



FISHING COOLER

Our custom designed Cooler is a must-have accessory for anyone spending time on the water. The main cooler compartment offers 9 qts (8.5 L) of lined, insulated storage space.

The exterior features 4 extended rod holders, 2 side zipper pockets, front pocket, and a clear pocket built into the cooler's top. Velcro bottom connects to any Aquaglide kayak with Infinite Adjust floors.

*Fits all models with infinite Velcro floor system.



THIGH STRAPS

Fits all models except Yakima, Rogue, & Chinook 9.0.



DRY BAG

Dry bag for dry storage of your items.

TOURING COVERS

Designed to fit the Navarro 145 and Navarro 130, our Touring Deck Covers are made from rugged HexShell fabric with inflatable bladder rings for support and shape.

The Navarro 145 has the option of either a single person Touring Deck Cover, or a two person Touring Deck Cover.

The Deck Covers can be left in place permanently, or installed/removed in a matter of minutes.

Touring Deck Covers include everything necessary for quick installation and can be used with a standard sized kayak skirt if needed. Skirt not included.



Touring Deck two person cover for the Navarro 145



Navarro 130 pictured with a single Touring Deck Cover



Touring Deck two person cover shown on the Navarro 145

TECHNICAL KAYAK FEATURES



HardBottom Floor

31 oz. 1000 denier high-pressure drop stitch material provides optimal stiffness and performance.



Feather Frame

Inflatable crosspiece providing air pressure to maintain structural rigidity.



EvoBeam

An evolution of our x-beam technology newly engineered for maximum strength and performance.



Duratex™

Uses heavy duty polyester fabric-reinforced hull material specifically engineered to take a beating.



HexShell

600 denier hex ripstop polyester for strength and durability.



Splashguard™

Protects the cockpit and helps keep paddlers dry.



Convertible

Optional zip-on deck cover for inclement weather, remove-able for warmer conditions.



Back straps










Back straps help to adjust the seat to your needs to comfort.



Foot Rest

Adjustable foot rest improves comfort and paddling efficiency.

KAYAK FEATURES BY MODEL

	HARDBOTTOM FLOOR 	FOOT REST 	SPLASH GUARD 	BACK STRAPS 	HEXSHELL 	DURATEX 	FEATHER FRAME 	EVOBEAM 	CONVERTIBLE 
CHELAN 120 HARDBOTTOM	●	●	●	●		●			
CHELAN 140 HARDBOTTOM	●	●	●	●		●			
CHELAN 155 HARDBOTTOM	●	●	●	●		●			
BLACKFOOT ANGLER 125 HARDBOTTOM	●	●	●	●		●			
MCKENZIE 105				●		●		●	
MCKENZIE 125				●		●		●	
DESCHUTES 110			●			●	●		
DESCHUTES 130			●			●	●		
DESCHUTES 145			●			●	●		
NAVARRO 110	●	●			●			●	
NAVARRO 130	●	●			●			●	●
NAVARRO 145	●	●			●			●	●
CHINOOK 90					●			●	
CHINOOK 100		●			●			●	
CHINOOK 120		●			●			●	
NOYO 90					●			●	





ISUP

Inflatable Stand Up Paddle Boards designed for portability and performance.

BLACKFOOT ANGLER ISUP SERIES



Named after the legendary Blackfoot River in Montana, the Blackfoot iSUP is our fishing stand up paddle board for casual fishing enthusiasts and hardcore anglers.

With six Scotty mounts, the Blackfoot can be outfitted to tackle any angling mission. D-rings in all the right places make strapping down a cooler a cinch, and stability isn't a concern given its 36" width can handle loads of up to 450 lbs.

Industry leading stiffness is forged through the use of commercial grade drop stitch. As an added bonus, the teak colored EVA top deck is designed with a special micro texture to help with reduced slipping. The Blackfoot Angler iSUP board should be inflated to 14 - 18 psi for optimum performance.

Boards include

- Crossroads DLX backpack (11')
- Carry Bag (14')
- Dual Action HP hand pump
- iSUP fin

BLACKFOOT ANGLER 11'



SPECS

- 11'0" x 36" x 6"
- (335 cm x 91 cm x 15 cm)
- 15 cm drop stitch
- 230 L, 28 lbs. (12,7 kg)



Includes Crossroads DLX Backpack, Dual Action HP Hand Pump 25 and fin.

BLACKFOOT ANGLER 14' TANDEM



SPECS

- 14'0" L x 36" W x 6" H
- 427 cm L x 91 cm W x 15 cm H
- 15 cm drop stitch
- 293 L, 39 lbs. (17,7 kg)



Blackfoot Tandem iSUP includes carry bag, fin and Dual Action HP Hand Pump 25

CASCADE ISUP SERIES



An iSUP that offers versatility and packability to paddle any and all water.

Ideally suited for travel, or tight storage, these boards are durable enough to take on a whitewater adventure and compact enough to roll up and fit in tight spaces.

Made with commercial grade quality drop-stitch material combined with extra layers of PVC to form our Powerstrip reinforcement technology, these inflatable iSUPs inflate to 14 - 18 psi for a stiff and efficient paddling experience.

Boards include

- Crossroads DLX backpack
- Dual Action HP hand pump
- iSUP fin


CASCADE 10'



SPECS

- 10' L x 32" W x 6" H
305 cm L x 81 cm W x 15 cm H
- Max weight: 180 lbs (82 kg)
- Board weight: 22 lbs 1 oz. (10 kg)
- 170 L

CASCADE 11'



SPECS

- 11' L x 32" W x 6" H
335 cm L x 81 cm W x 15 cm H
- Max weight: 230 lbs (105 kg)
- Board weight: 27 lbs (12,2 kg)
- 210 L

CASCADE 12'



SPECS

- 12' L x 32" W x 6" H
366 cm L x 81 cm W x 15 cm H
- Max weight: 230 lbs (105 kg)
- Board weight: 29 lbs 4 oz. (13,3 kg)
- 250 L

WAIMEA AND KOHALA SERIES



The Waimea and Kohala stand out as proven performers for all-around family fun.

Designed for beginner and intermediate paddlers of all sizes. The hybridized shape yields superior glide and tracking, making the Waimea and Kohala go-to boards for any paddler.

Construction of both boards consists of a lightweight 100% waterproof thermo molded EPS foam core, reinforced with wood stringers and two layers of fiberglass and epoxy. The board is then wrapped with a durable soft top from tip to tail with an IXPE slick skin bottom.

Boards include

- Adjustable paddle
- Surf leash with ankle strap
- Soft roof rack wraps.

KOHALA 10'



SPECS

- 10' L x 33" W x 5.25" H
- 305 cm L x 84 cm W x 13 cm H
- Max weight: 300 lbs (136 kg)
- Board weight: 29 lbs (13 kg)
- 210 L

KOHALA 11'



SPECS

- 11' L x 33" W x 5.25" H
- 335 cm L x 84 cm W x 13 cm H
- Max weight: 400 lbs (181 kg)
- Board weight: 31 lbs (14 kg)
- 230 L

WAIMEA 10'



SPECS

- 10' L x 33" W x 5.25" H
- 305 cm L x 84 cm W x 13 cm H
- Max weight: 300 lbs (136 kg)
- Board weight: 29 lbs (13 kg)
- 210 L

WAIMEA 11'



SPECS

- 11' L x 33" W x 5.25" H
- 335 cm L x 84 cm W x 13 cm H
- Max weight: 400 lbs (181 kg)
- Board weight: 31 lbs (14 kg)
- 230 L





ISUP ACCESSORIES

Find the right bag, paddle and pump for your iSUP adventure.

SUP PADDLES



FOCUS PADDLE
Adjustable 56" – 70"
(142 cm x 177 cm)

FOCUS PADDLE
Adjustable 3 pc. 69" – 84"
(175 cm x 216 cm)
Blade: 94 in² (606 c^{m2})
40 oz. (1,13 kg)



VECTOR PADDLE
Adjustable 2 piece 69" – 84"
(175 cm x 213 cm)
Blade: 85 in² (548 c^{m2})
30 oz. (0,85 kg)



VECTOR PADDLE
Adjustable 3 piece 69" – 84"
(175 cm x 213 cm)
Blade: 85 in² (548 c^{m2})
33.5 oz. (0,95 kg)



RHYTHM PADDLE
Adjustable 2 piece 69" – 84"
(175 cm x 213 cm)
Blade: 83 in² (535 c^{m2})
25.8 oz. (0,73 kg)

CROSSROADS DLX BACKPACK

The Crossroads DLX backpack provides a durable storage option for longer treks to launch sites.

Designed for comfort while packing, the DLX backpack offers a variety of features to ensure ease when transporting your SUP.



Mesh side pockets for easy stowing.



Zipper compartment for storing pack straps.



Back cushion for comfort while packing.

Side compression buckle clips

Sternum straps

Waist belt buckle clip


Bungee straps for holding gear





PRODUCT SIZE GUIDE

Compare sizes of iSUPs and kayaks side by side.

								
CASCADE 10'0" 10'0" x 32" x 6" (305 cm x 81 cm x 10 cm) 15 cm drop stitch 170 L, 22 lbs. 1 oz. (10 kg)	CASCADE 11'0" 11'0" x 32" x 6" (335 cm x 81 cm x 15 cm) 15 cm drop stitch 210 L, 27 lbs. (12,2 kg)	CASCADE 12'0" 12'0" x 32" x 6" (366 cm x 81 cm x 15 cm) 15 cm drop stitch 250 L, 29 lbs. 4 oz. (13,3 kg)	BLACKFOOT 11'0" 11'0" x 36" x 6" (335 cm x 91 cm x 15 cm) 15 cm drop stitch 230 L, 28 lbs. (12,7 kg)	BLACKFOOT 14'0" 14'0" x 36" x 6" (427 cm x 91 cm x 15 cm) 15 cm drop stitch 293 L, 39 lbs. (17,7 kg)	KOHALA 10'0" 10'0" x 33" x 5.25" (305 cm x 84 cm x 14 cm) 210 L, 29 lbs. (13 kg)	KOHALA 11'0" 11'0" x 33" x 5.25" (335 cm x 84 cm x 15 cm) 230 L, 31 lbs. (14 kg)	WAIMEA 10'0" 10'0" x 33" x 5.25" (305 cm x 84 cm x 14 cm) 210 L, 29 lbs. (13 kg)	WAIMEA 11'0" 11'0" x 33" x 5.25" (335 cm x 84 cm x 15 cm) 230 L, 31 lbs. (14 kg)

CRUISE SERIES

230 cm | 2 pc | Aluminum



240 cm | 2pc | Aluminum



240 cm | 3pc | Aluminum



CROSSROADS DLX BACKPACK



CORE SEAT
 Seat bases: 15" x 16" x 1" thick
 Seat backs: 12.5" tall, 26" wide
 Weight: 2.5 lbs. (1,1 kg)



PRO-FORMANCE SEAT
 Seat bases: 16" x 16"
 Seat backs: 12" tall x 1" thick
 Weight: 2.5 lbs. (1,1 kg)

VARIO PADDLE SERIES

CROSSOVER | 2pc | Aluminum



CROSSOVER | 4pc | Aluminum



REFLEX | 2pc | Composite



REFLEX | 4pc | Composite



















SUPERLIGHT | 2pc | Carbon Composite



SUPERLIGHT | 4pc | Carbon Composite



												
CHELAN 120 HB Solo L 12' x W 36" (L 365 cm x W 91 cm) Product wt. 22 lbs. (10 kg) Max wt. 300 lbs. (136 kg)	CHELAN 140 HB Solo Tandem L 14' x W 36" (L 426 cm x W 91 cm) Product wt. 29 lbs. (13.2 kg) Max wt. 400 lbs. (181 kg)	CHELAN 155 HB XL Tandem Solo L 15'5" x W 36" (L 472 cm x W 91 cm) Product wt. 35 lbs. (15.9 kg) Max wt. 600 lbs. (272 kg)	BLACKFOOT ANGLER 125 HB Solo Tandem L 12'5" x W 39" (L 381 cm x W 99 cm) Product wt. 37 lbs. (17 kg) Max wt. 600 lbs. (272 kg)	McKENZIE 105 Solo 1 Person capacity L 10'2" x W 33.5" (L 310cm x W 85cm)	McKENZIE 125 Solo 2 Person capacity L 12'2" x W 34.5" (L 378cm x W 97cm)	DESCHUTES 110 Solo 1 Person capacity L 11' x W 34" (L 335cm x W 86cm)	DESCHUTES 130 Solo 1 Person capacity L 13' x W 39" (L 396cm x W 99cm)	DESCHUTES 145 XL Solo 2 Person capacity L 14'6" x W 40" (L 442cm x W 102cm)	NAVARRO 110 Solo 1 Person capacity L 11'4" x W 34" (L 345cm x W 86cm)	NAVARRO 130 Convertible 1 Person capacity L 13'3" x W 37" (L 404cm x W 94cm)	NAVARRO 145 Convertible 2 Person capacity L 14'6" x W 37" (L 442cm x W 94cm)	NOYO 90 Solo 1 Person capacity L 9'0" x W 36" (L 274cm x W 91.5cm)

		
CHINOOK 90 Solo 1 Person capacity L 9'0" x W 35" (L 274cm x W 89cm) Product wt. 19 lbs. (8.7 kg) Max wt. 250 lbs. (113 kg)	CHINOOK 100 Tandem 2 Person capacity L 10' x W 37" (L 305cm x W 94cm) Product wt. 23 lbs. (10.4 kg) Max wt. 400 lbs. (181 kg)	CHINOOK 120 Tandem 2 Person capacity L 12' x W 41" (L 366cm x W 104cm) Product wt. 29 lbs. (13 kg) Max wt. 500 lbs. (227 kg)



THIGH STRAPS



DRY BAG



FISHING COOLER



TANDEM BOOSTER SEAT



SEAT RISER



FOCUS PADDLE

Adjustable 3 pc. 69" - 84"



VECTOR PADDLE

Adjustable 2 piece 69" - 84"



RHYTHM PADDLE

Adjustable 2 piece 69" - 84"



1.855.502.AQUA
1345 NW WALL ST SUITE 100 BEND, OR 97703

